



Perfect Curve™

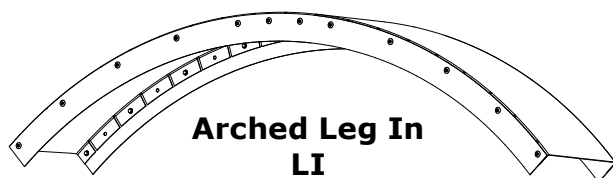
Customer Info

Sold To	Job Name
Contact Name and Number	
Customer PO	Order Number

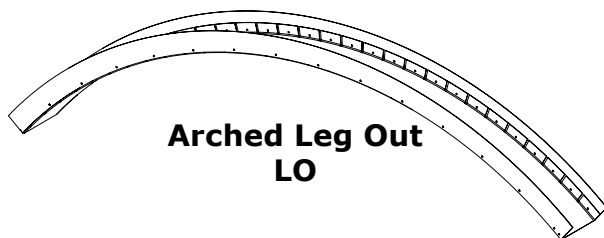
Circle Track



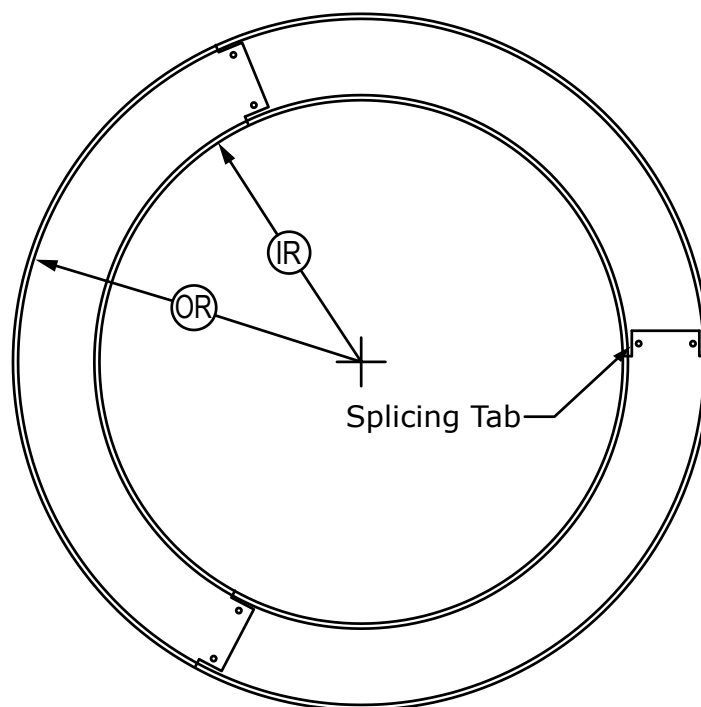
Curve Track
CT



Arched Leg In
LI



Arched Leg Out
LO



Item No.	Type			Welded	No. of Circles	Thickness (Mil)	Web Depth (W)	Leg Height (H)	Inside Radius (IR)	Outside Radius (OR)	Part No. (Office Use)
	CT	LI	LO								
1.											
2.											
3.											
4.											
5.											
6.											

Notes / Special Instructions (To assure accuracy, PLEASE provide plan details.
For extended service contact TECHNICAL@SCAFCO.com)

Office Use Only

Approximate Length Each Piece: _____

Number of Pieces Per Circle: _____

Total Length: _____

Customer Signature

Fax/email this form to your SCAFCO branch or District Sales Manager